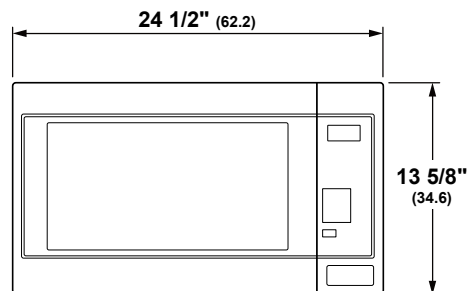




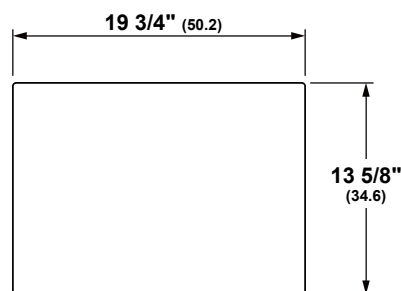
OVERALL DIMENSIONS

SPECIFICATIONS

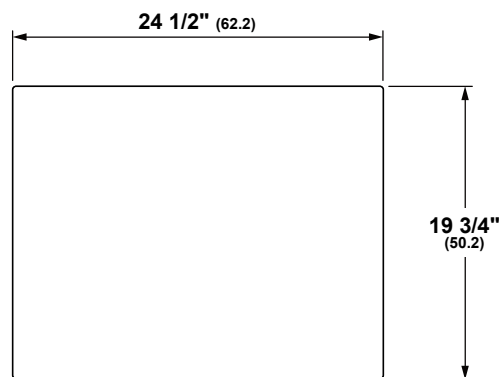
Overall Width	24 1/2" (62.2 cm)
Overall Height	13 5/8" (34.6 cm)
Overall Depth	19 3/4" (50.2 cm)
Interior Capacity	2.2 cu. ft. (.06 cu. m)
Watts	1100
Volts/ Hertz/ Amps	120V/ 60 Hz / 13.9A
Power Cord	41" cord with 3-prong plug
Shipping Weight	53 lbs (24 kg)



FRONT VIEW



SIDE VIEW



TOP VIEW

Dimensions in parentheses are in centimeters unless otherwise noted. Actual product dimensions may vary due to manufacturing tolerances.

ELEVATE EVERYTHING™



FEATURES AND BENEFITS

GLASS TOUCH CONTROLS

For a high-end appearance and easy cleaning

2.2 CU. FT. CAPACITY

1100 watts (IEC-705 test procedure)

SENSOR COOKING CONTROLS

Automatically adjust time and power

STEAM COOKING CONTROLS

Steam cook option for healthy meal preparation

EXTRA-LARGE 16.5" TURNTABLE

Rotates food throughout the cycle and accommodates large cookware

INSTANT ON CONTROLS

Offer one-touch instant operation

WEIGHT AND TIME DEFROST

Automatically sets the optimal defrosting time and power level after you enter weight of food

ADD 30 SECONDS BUTTON

Adds 30 seconds of microwave cooking time

CONTROL LOCKOUT

Helps prevent accidental activation



ELEVATE EVERYTHING

MONOGRAM